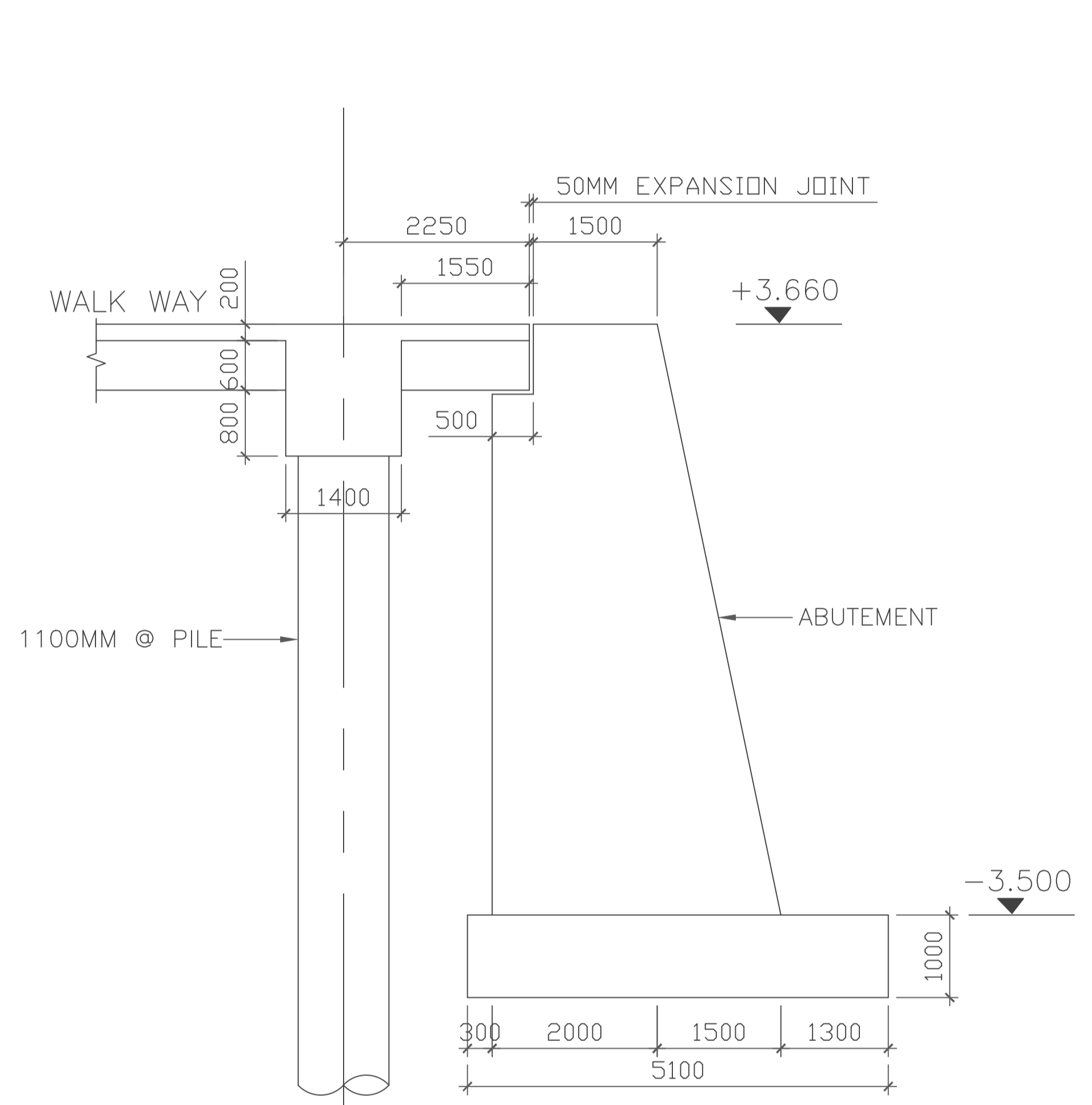
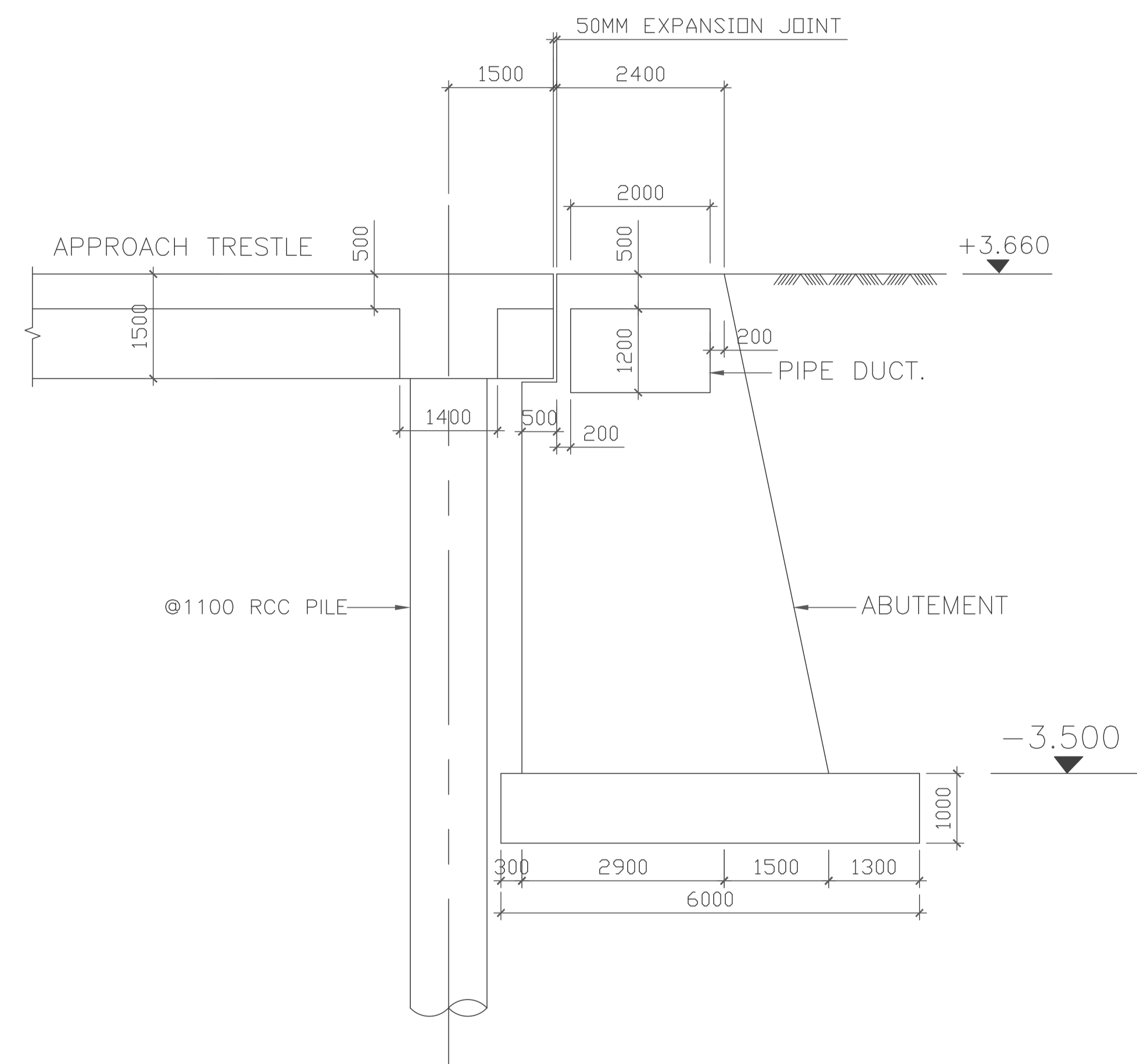


NOTE

1. ALL DIMENSIONS ARE IN MM. AND LVLS ARE IN METER.
2. THIS DRAWING TO BE READ IN CONJUNCTION WITH DRG NO. 2008015/MN/B13/C-008 AND C-009.



TYPICAL SECTION SHOWING SHORE CONNECTION BETWEEN LAND AND WALKWAY.



TYPICAL SECTION SHOWING SHORE CONNECTION BETWEEN APPROACH TRESTLE AND LAND.

MKD.	ISSUED	DESCRIPTION	DEALT	CHEC.	APPRED

REVISIONS

NOTICE:-
THIS DRAWING HAS NOT BEEN PUBLISHED AND IS THE SOLE PROPERTY OF CONSULTING ENGINEERING SERVICES (INDIA) PVT. LTD. AND IS ISSUED TO THE PARTY FOR THE SPECIFIC PURPOSE AS STATED IN THE AGREEMENT AND IT SHALL NOT BE REPRODUCED, COPIED, LENT OR OTHERWISE DISPOSED OFF DIRECTLY OR INDIRECTLY, NOR USED FOR ANY OTHER PURPOSE OTHER THAN FOR WHICH IT IS FURNISHED.

CLIENT
NEW MANGALORE PORT TRUST

PROJECT
CONSTRUCTION OF BERTH NO.13

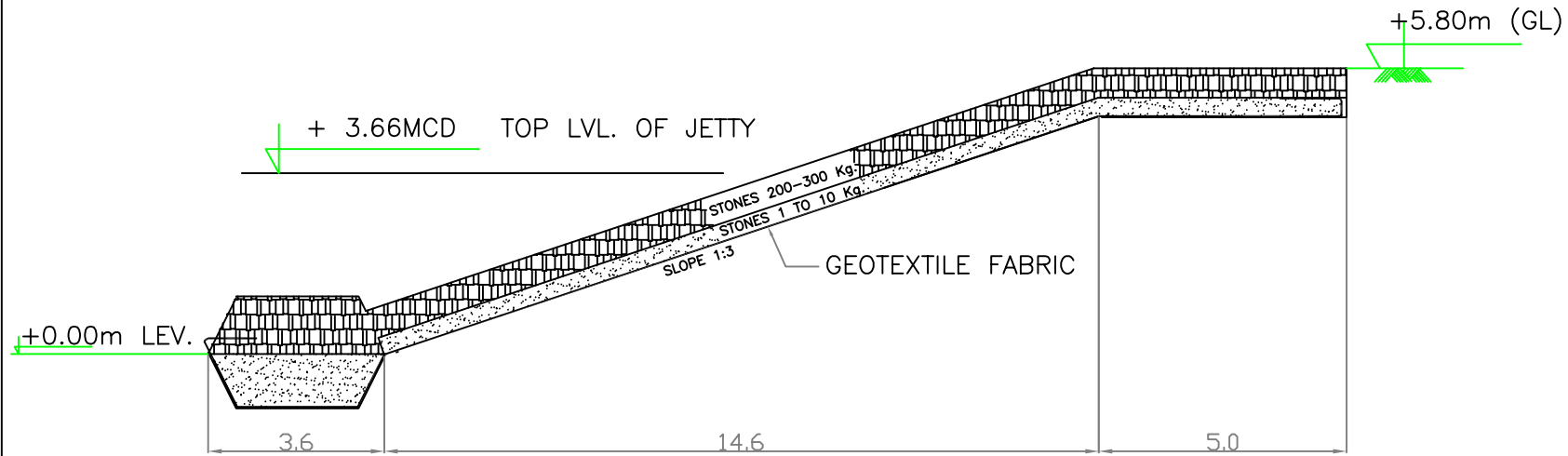
PURPOSE	TENDER	ISSUED	T. R. BHATT
STATUS	FOR APPROVAL		APRIL, 2010

SCALE : 1:100 MARINE

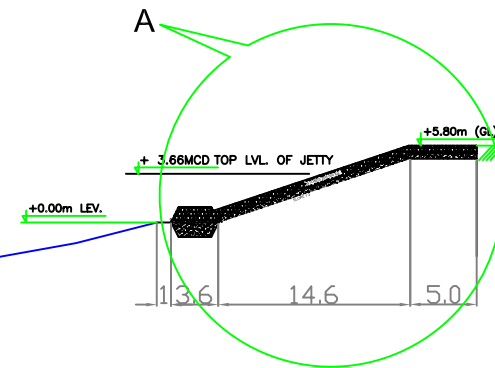
DEALT	AJESH	TYP.details of shore connections
CHECKED	P.K.M	

APPROVED	T.K.R.C.	DRAWING NO. 2008015/MN/B13/C-020	Rev. R0
----------	----------	-------------------------------------	------------

- NOTES:**
 1. ALL LEVELS ARE IN METERS WITH RESPECT TO CHART DATUM UNLESS OTHERWISE SPECIFIED.
 2. ALL DIMENSIONS ARE IN METERS.



DETAIL AT '-A'
 SCALE 1:800



-18.5 m DREDGED LEV.

TYPICAL CROSS SECTION SHOWING
 SHORE PROTECTION (PITCHING) DETAILS

MKD.	ISSUED	DESCRIPTION	DEALT	CHECKED	APPROVED
REVISIONS					
<small>NOTICE:</small> THIS DRAWING HAS NOT BEEN PUBLISHED AND IS THE SOLE PROPERTY OF CONSULTING ENGINEERING SERVICES (INDIA) PVT. LIMITED AND IS ISSUED TO THE PARTY FOR THE SPECIFIC PURPOSE AS STATED IN THE AGREEMENT AND IT SHALL NOT BE REPRODUCED, COPIED, LENT OR OTHERWISE DISPOSED OF DIRECTLY OR INDIRECTLY, NOR USED FOR ANY OTHER PURPOSE OTHER THAN FOR WHICH IT IS FURNISHED.					
<small>CLIENT</small> NEW MANGALORE PORT TRUST					
<small>PROJECT</small> CONSTRUCTION OF BERTH NO 13					
<small>PURPOSE</small>	TENDER			<small>ISSUED</small>	KK RAY
<small>STATUS</small>	FOR APPROVAL				JULY 2010
<small>SCALE</small>	1:200		MARINE		
<small>DEALT</small>	SUSHEEL	TYPICAL CROSS SECTION OF SHORE PROTECTION (PITCHING) WORKS.			
<small>CHECKED</small>	PKM				
<small>APPROVED</small>	NISHANT .N	<small>DRG. NO.</small>	2008015/MN/B13/C-022	<small>Rev.</small>	R-0
<small>CONSULTING ENGINEERING SERVICES (INDIA) PVT. LIMITED</small> 57, MANJUSHA BLDG., 5TH FLOOR, NEHRU PLACE, NEW DELHI					

NOTE

1. ALL DIMENSIONS ARE IN MM AND LVLS ARE IN METER.
2. FOR LOCATION OF EXPANSION JOINT REFER RELEVANT STRUCTURAL DRAWINGS.

ISSUED	DESCRIPTION	DEALT	CHEC.	APPRD

REVISIONS

NEW MANGALORE PORT TRUST
CONSTRUCTION OF BERTH NO.13

ISSUED FOR APPROVAL	ISSUED	T R BHATT APRIL 2010
---------------------	--------	-------------------------

M	DETAIL OF EXPANSION JOINTS.	
	2008015/14/013/C-025	REV. R0